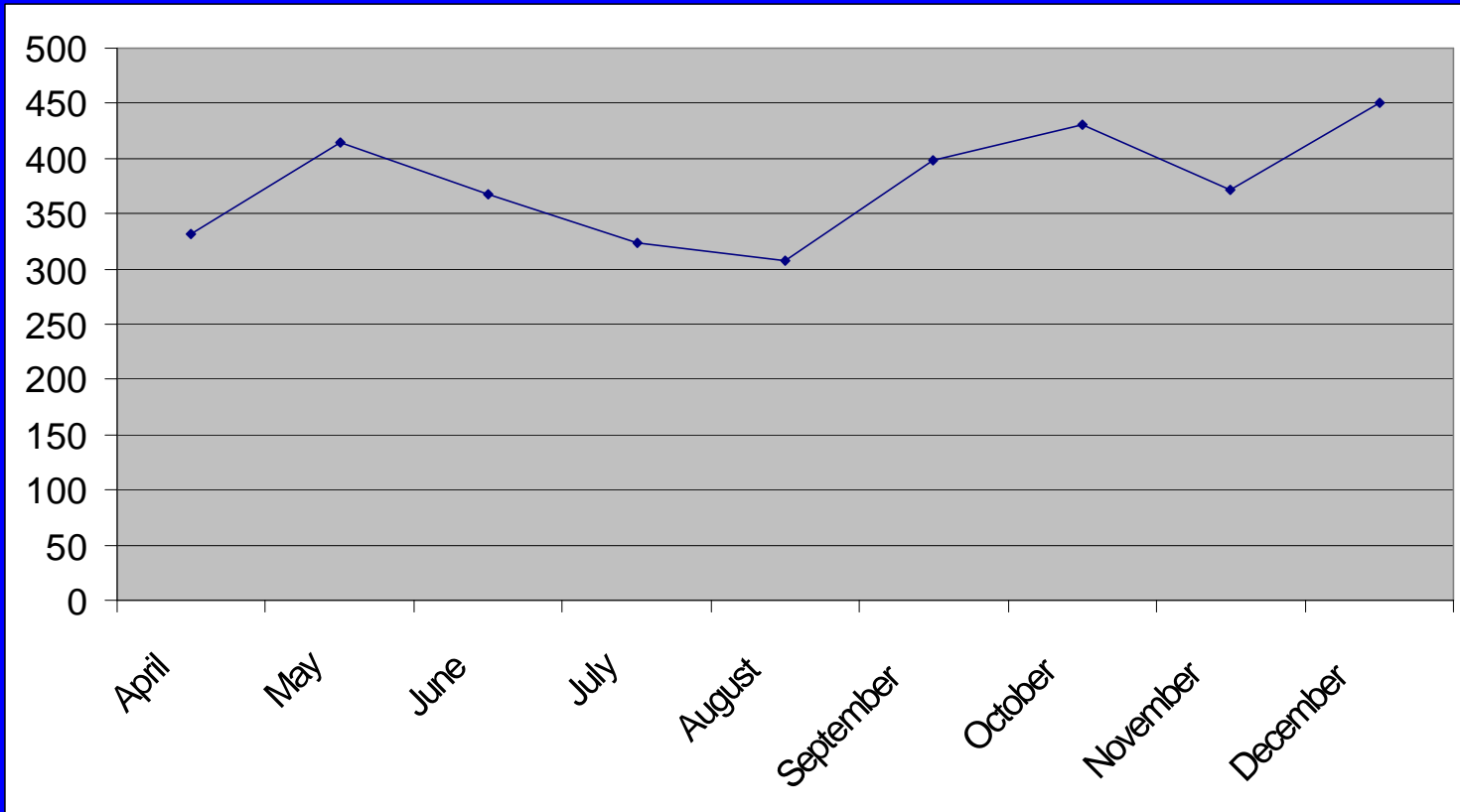




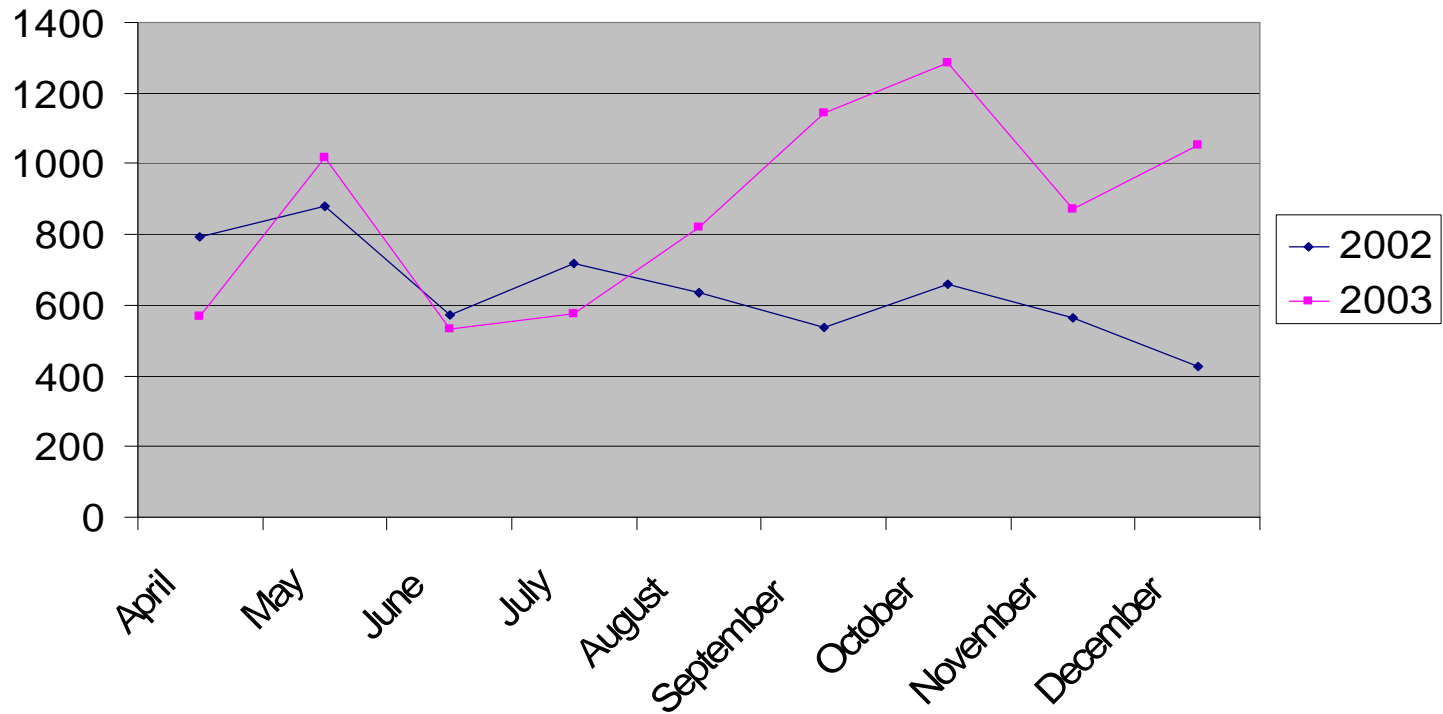
Hackney Borough

R.61 Monitoring Group

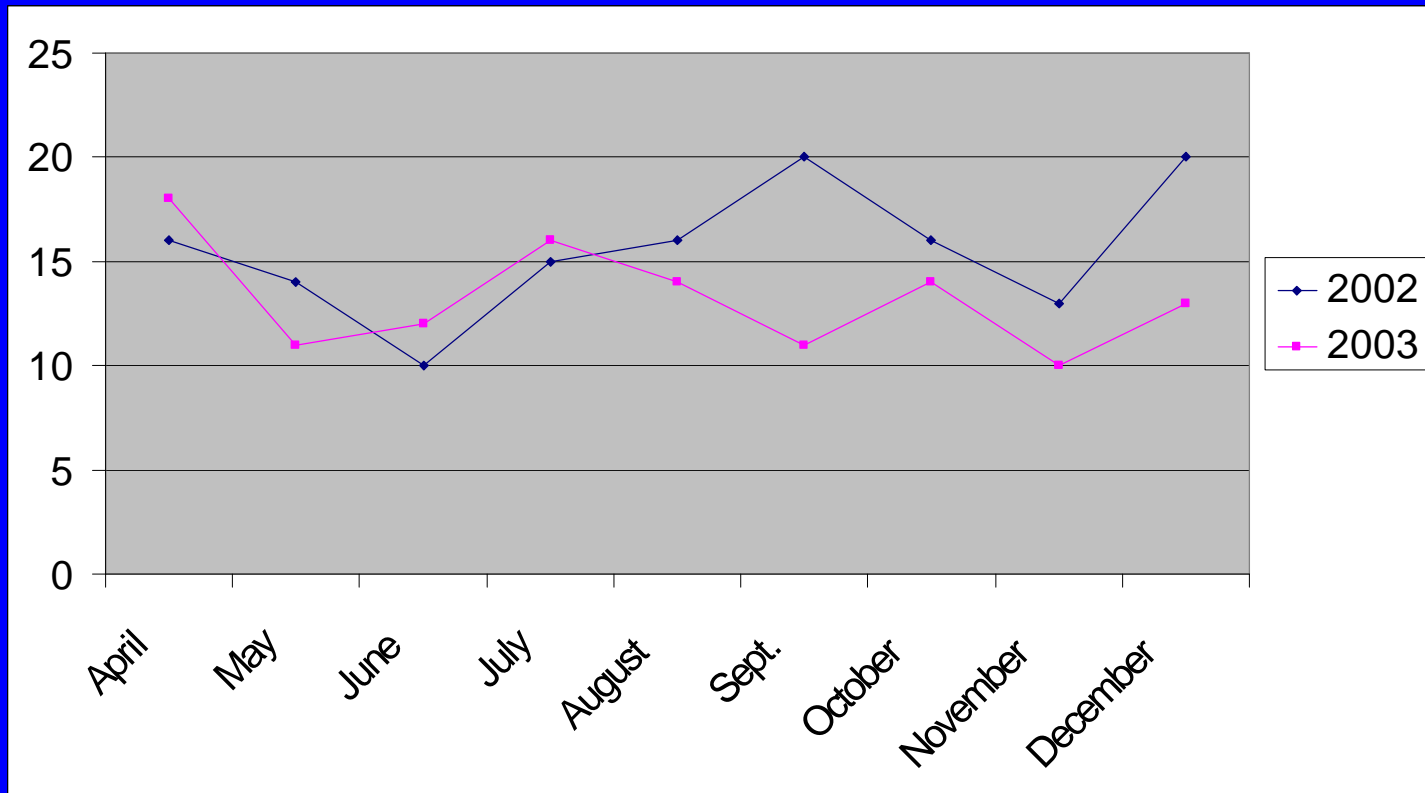
Stops Apr-Dec. 2003



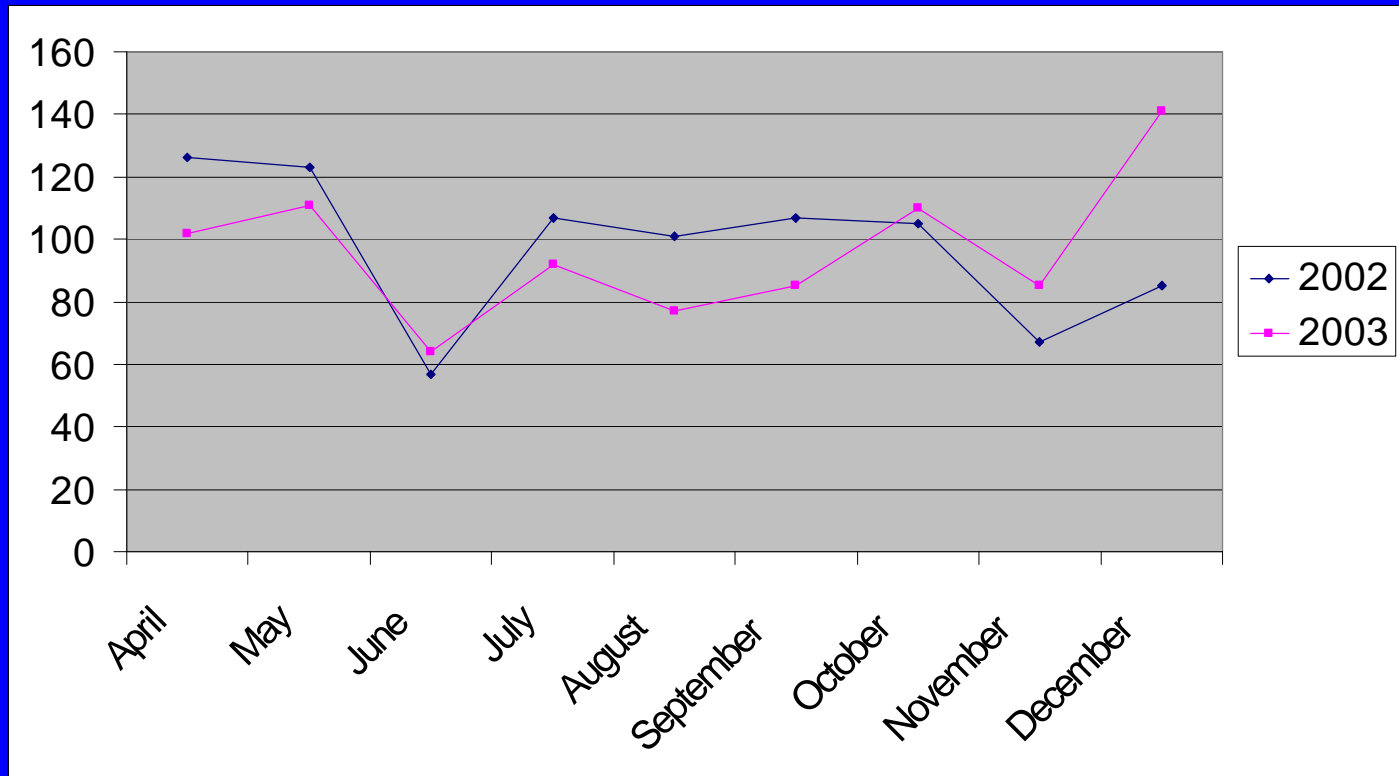
Stop/Search Comparison 02/03



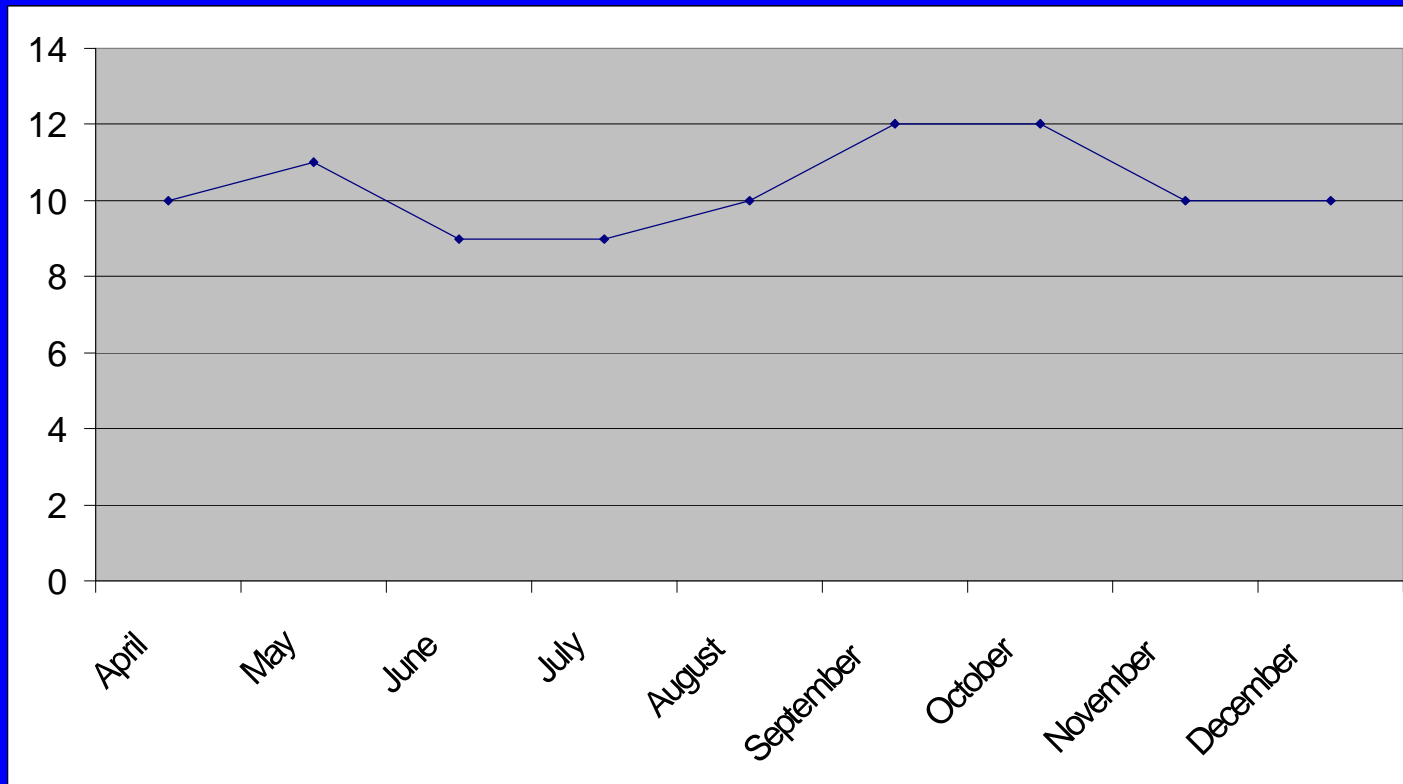
Stop/Search Arrest % Comparison 02/03



Stop/Search Number of Arrests 02/03



Average Time Taken to Complete Form



A3	Stops	Age groups	Stolen Property	Drugs	Firearms	Offensive Weapons	Offensive Weapons (schools)	Going Equipp.	Other Power	Terror. S44(1)	Terror. S44(2)	Section 60	Totals
	0	10-14	0	1	0	0	0	0	0	0	0	0	1
	0	15	1	0	0	0	0	0	0	0	0	0	1
	2	16-17	1	0	0	1	0	0	0	0	0	0	2
	1	18-19	0	4	0	0	0	1	0	0	0	0	5
	1	20-24	0	8	0	0	0	0	0	0	0	0	8
	1	25-29	0	4	0	0	0	0	0	0	0	0	4
	0	30-44	0	1	0	0	0	0	0	0	0	0	1
	0	45-59	0	0	0	0	0	0	0	0	0	0	0
	0	60+	0	0	0	0	0	0	0	0	0	0	0
Totals	5		2	18	0	1	0	1	0	0	0	0	22

A9	Stops	Age groups	Stolen Property	Drugs	Firearms	Offensive Weapons	Offensive Weapons (schools)	Going Equipp.	Other Power	Terror. S44(1)	Terror. S44(2)	Section 60	Totals
	0	10-14	0	0	0	0	0	0	0	0	0	0	0
	0	15	0	0	0	0	0	0	0	0	0	0	0
	1	16-17	3	0	0	0	0	0	0	0	0	1	4
	2	18-19	0	0	0	0	0	0	0	0	0	0	0
	0	20-24	1	6	0	0	1	1	0	0	0	0	9
	1	25-29	0	2	0	0	0	0	0	0	0	0	2
	4	30-44	0	1	1	0	0	1	0	0	0	0	3
	0	45-59	0	0	0	0	0	0	0	0	0	0	0
	0	60+	0	0	0	0	0	0	0	0	0	0	0
Totals	8		4	9	1	0	1	2	0	0	0	1	18

B1	Stops	Age groups	Stolen Property	Drugs	Firearms	Offensive Weapons	Offensive Weapons (schools)	Going Equipp.	Other Power	Terror. S44(1)	Terror. S44(2)	Section 60	Totals
	3	10-14	5	4	0	3	0	3	0	0	0	0	15
	11	15	0	2	0	3	1	6	0	0	0	0	12
	12	16-17	6	20	0	0	0	4	0	0	0	0	30
	15	18-19	3	17	1	3	0	2	0	0	0	1	27
	7	20-24	3	55	0	3	0	2	0	0	0	0	63
	8	25-29	4	25	1	2	0	0	0	0	0	0	32
	16	30-44	4	50	5	6	0	2	0	1	0	1	69
	8	45-59	2	7	0	1	0	0	0	0	0	0	10
	0	60+	1	0	0	0	1	0	0	0	0	0	2
Totals	80		28	180	7	21	2	19	0	1	0	2	260

B2	Stops	Age groups	Stolen Property	Drugs	Firearms	Offensive Weapons	Offensive Weapons (schools)	Going Equipp.	Other Power	Terror. S44(1)	Terror. S44(2)	Section 60	Totals
	2	10-14	1	0	0	0	0	0	0	0	0	0	1
	0	15	1	0	0	1	0	0	0	0	0	0	2
	3	16-17	0	7	0	2	0	0	0	0	0	0	9
	3	18-19	3	7	0	0	0	1	0	0	0	0	11
	5	20-24	5	22	0	1	0	0	0	0	0	0	28
	11	25-29	1	11	0	1	1	2	0	0	0	0	16
	10	30-44	5	11	0	5	0	2	0	0	0	0	23
	4	45-59	0	2	0	0	0	0	0	0	0	0	2
	0	60+	0	0	0	0	0	0	0	0	0	0	0
Totals	38		16	60	0	10	1	5	0	0	0	0	92

M9	Stops	Age groups	Stolen Property	Drugs	Firearms	Offensive Weapons	Offensive Weapons (schools)	Going Equipp.	Other Power	Terror. S44(1)	Terror. S44(2)	Section 60	Totals
	0	10-14	0	1	0	0	0	0	0	0	0	0	1
	0	15	0	2	0	0	0	0	0	0	0	0	2
	2	16-17	0	1	0	0	0	0	0	0	0	0	1
	0	18-19	0	1	0	0	0	0	0	0	0	0	1
	1	20-24	0	4	0	0	0	0	0	0	0	0	4
	2	25-29	1	2	0	0	0	1	0	0	0	0	4
	1	30-44	2	1	0	0	0	0	0	0	0	0	3
	0	45-59	0	0	0	0	0	0	0	0	0	0	0
	0	60+	0	0	0	0	0	0	0	0	0	0	0
Totals	6		3	12	0	0	0	1	0	0	0	0	16

W1	Stops	Age groups	Stolen Property	Drugs	Firearms	Offensive Weapons	Offensive Weapons (schools)	Going Equipp.	Other Power	Terror. S44(1)	Terror. S44(2)	Section 60	Totals
	14	10-14	1	3	0	1	0	3	0	0	0	0	8
	14	15	2	5	1	1	1	2	0	0	0	1	13
	10	16-17	4	4	0	5	0	2	0	1	0	0	16
	5	18-19	4	10	0	4	0	3	0	0	0	0	21
	21	20-24	7	27	1	8	0	4	0	2	0	2	51
	16	25-29	2	17	1	2	0	1	0	0	0	0	23
	32	30-44	7	34	0	6	0	7	0	0	0	0	54
	4	45-59	0	6	0	0	0	1	0	0	0	0	7
	1	60+	0	1	0	0	0	0	0	0	0	0	1
Totals	117		27	107	3	27	1	23	0	3	0	3	194

W2	Stops	Age groups	Stolen Property	Drugs	Firearms	Offensive Weapons	Offensive Weapons (schools)	Going Equipp.	Other Power	Terror. S44(1)	Terror. S44(2)	Section 60	Totals
	1	10-14	0	0	0	0	0	0	0	0	0	0	0
	0	15	0	0	0	0	0	0	0	0	0	0	0
	1	16-17	0	1	0	0	0	0	0	0	0	0	1
	0	18-19	0	0	0	0	0	0	0	0	0	1	1
	2	20-24	0	0	0	1	0	0	0	0	0	0	1
	1	25-29	1	0	0	0	0	0	0	0	0	0	1
	8	30-44	0	3	0	0	0	1	0	0	0	0	4
	1	45-59	0	0	0	0	0	0	0	0	0	0	0
	0	60+	0	0	0	0	0	0	0	0	0	0	0
Totals	14		1	4	0	1	0	1	0	0	0	1	8

W2	Stops	Age groups	Stolen Property	Drugs	Firearms	Offensive Weapons	Offensive Weapons (schools)	Going Equipp.	Other Power	Terror. S44(1)	Terror. S44(2)	Section 60	Totals
	1	10-14	0	0	0	0	0	0	0	0	0	0	0
	0	15	0	0	0	0	0	0	0	0	0	0	0
	1	16-17	0	1	0	0	0	0	0	0	0	0	1
	0	18-19	0	0	0	0	0	0	0	0	0	1	1
	2	20-24	0	0	0	1	0	0	0	0	0	0	1
	1	25-29	1	0	0	0	0	0	0	0	0	0	1
	8	30-44	0	3	0	0	0	1	0	0	0	0	4
	1	45-59	0	0	0	0	0	0	0	0	0	0	0
	0	60+	0	0	0	0	0	0	0	0	0	0	0
Totals	14		1	4	0	1	0	1	0	0	0	1	8

N1-4 & NR	Stops	Age groups	Stolen Property	Drugs	Firearms	Offensive Weapons	Offensive Weapons (schools)	Going Equipp.	Other Power	Terror. S44(1)	Terror. S44(2)	Section 60	Totals
	8	10-14	4	2	0	4	0	1	0	0	0	0	11
	3	15	2	1	0	4	0	1	0	0	0	0	8
	6	16-17	1	9	1	0	0	1	0	0	0	0	12
	9	18-19	5	6	1	3	0	2	2	0	0	0	19
	14	20-24	8	22	2	5	0	2	0	0	0	1	40
	11	25-29	5	9	0	4	0	1	0	0	0	0	19
	22	30-44	7	18	1	5	0	1	0	1	0	0	23
	10	45-59	0	3	0	0	0	0	0	0	0	0	3
	0	60+	0	0	0	1	0	0	0	0	0	0	1
Totals	83		32	70	5	26	0	9	2	1	0	1	146

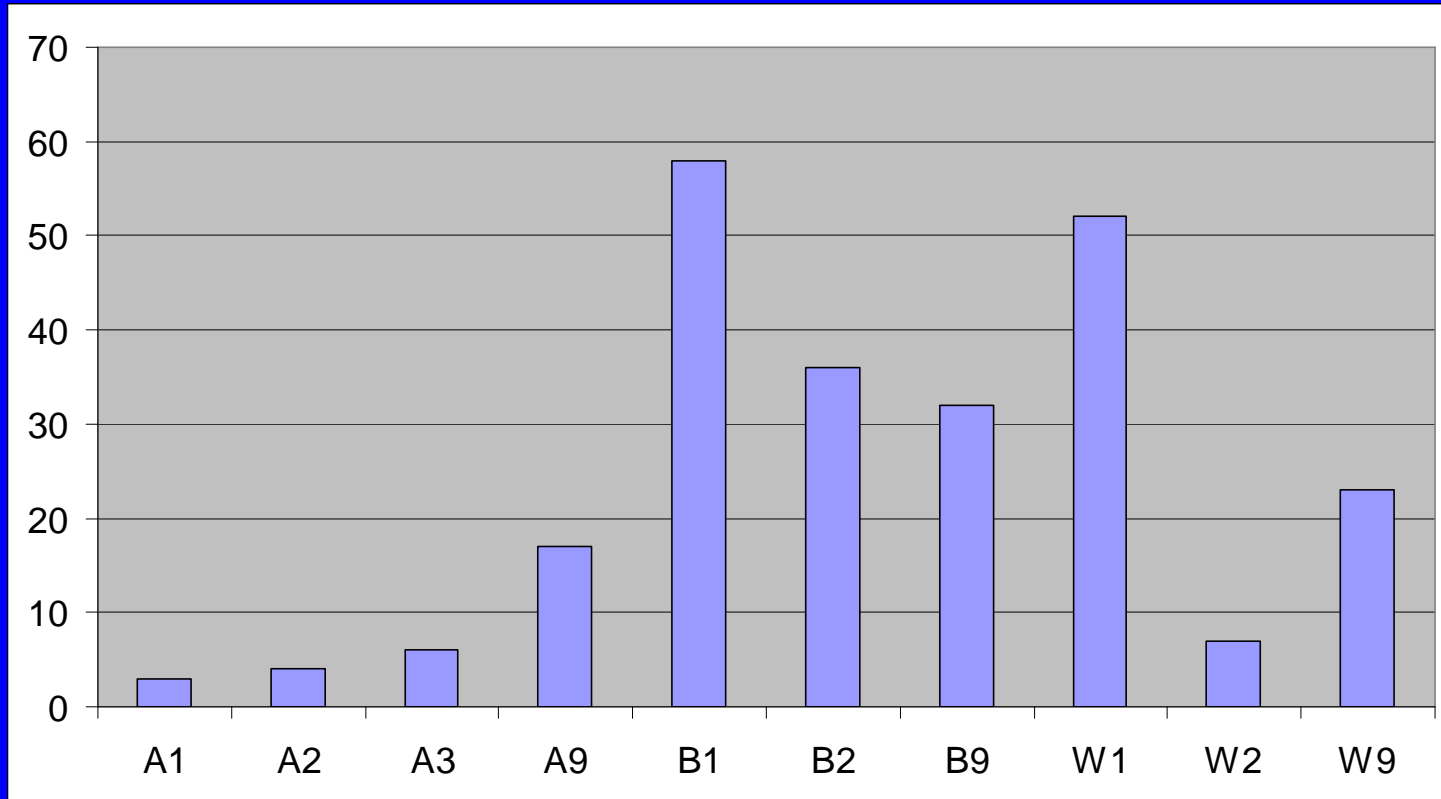
Officer 'A' Profile

- Response Team Officer
- Probationer

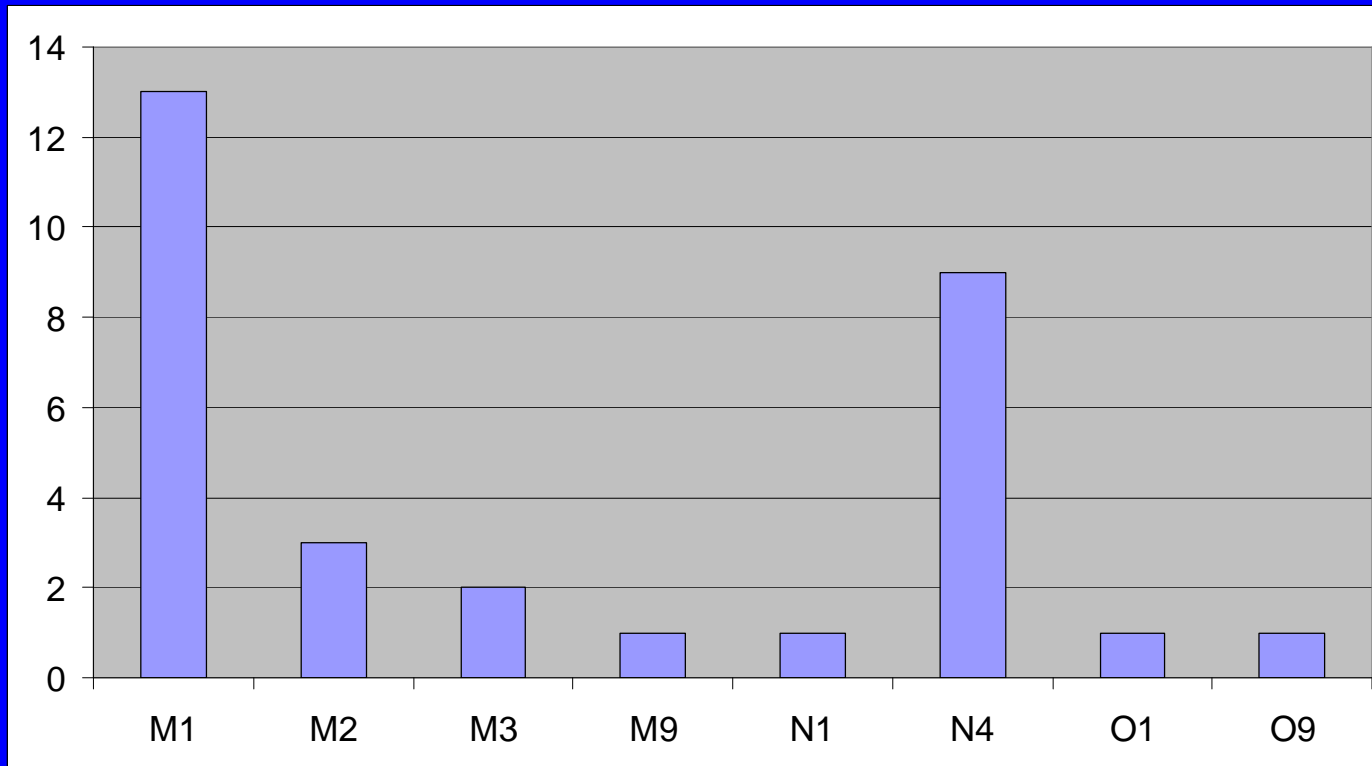
Officer 'A'

- 231 Searches – 24 Arrests – 10% Hit Rate
- 38 Stops Only – 2 Arrests – 5% Hit Rate
- Total = 269 262 Males 7 Females

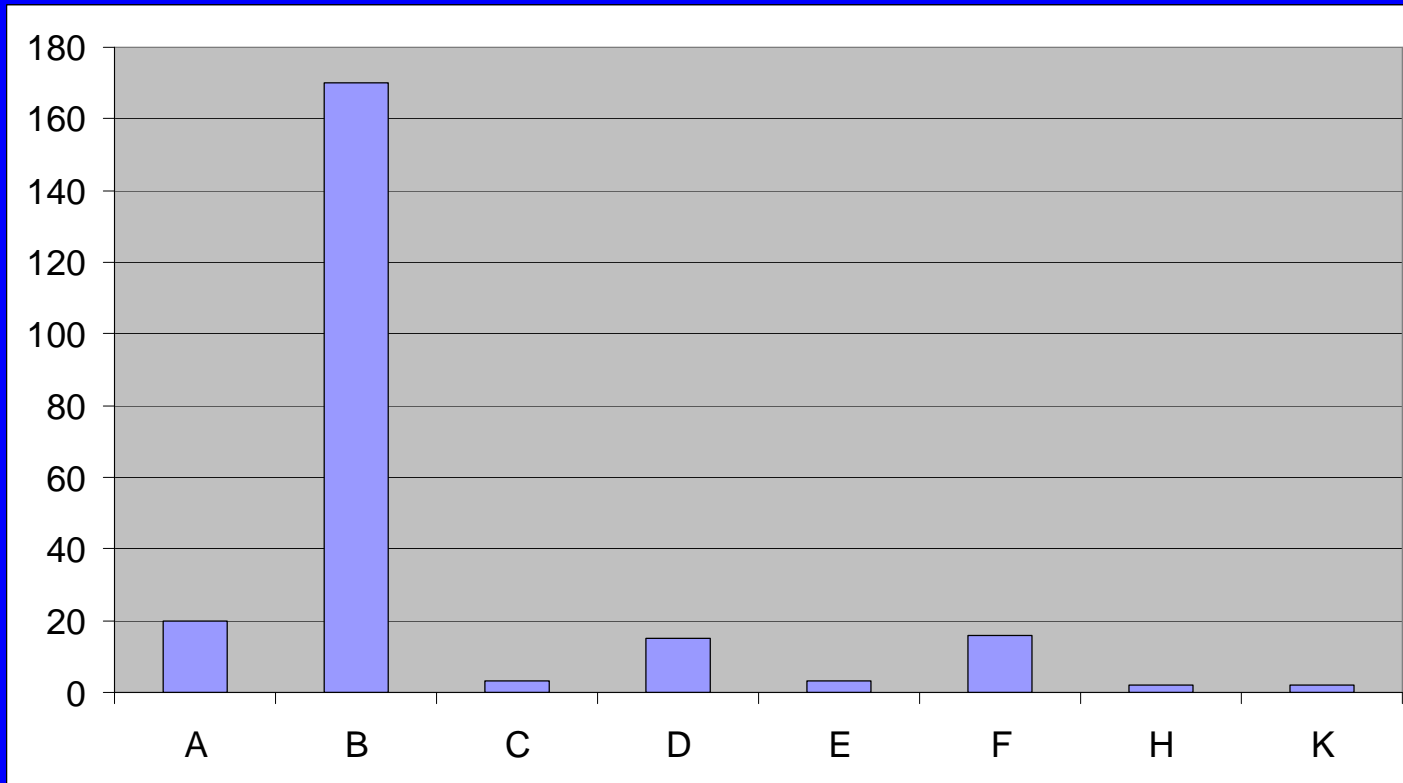
Officer 'A' SDE



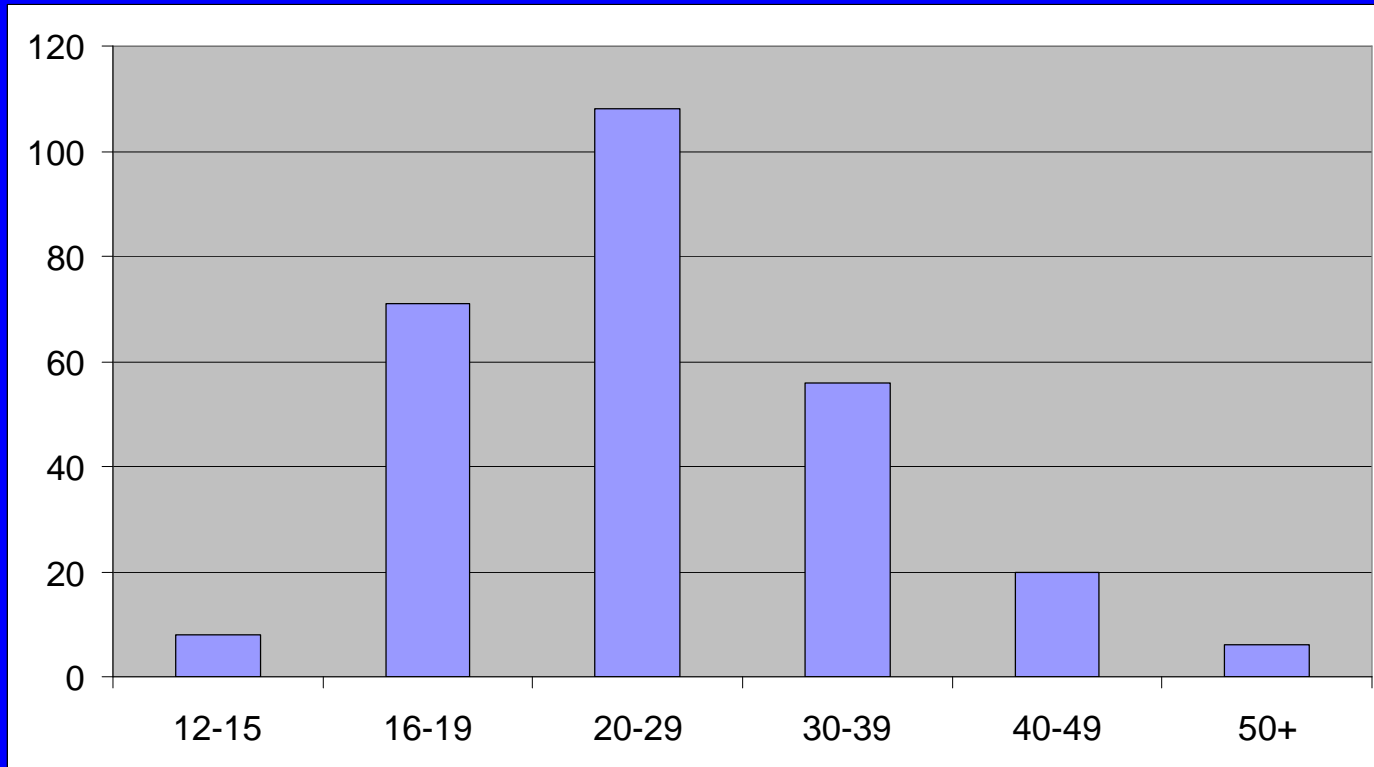
Officer 'A' SDE cont'd



Officer 'A' Reason for Search



Officer 'A' Age Range



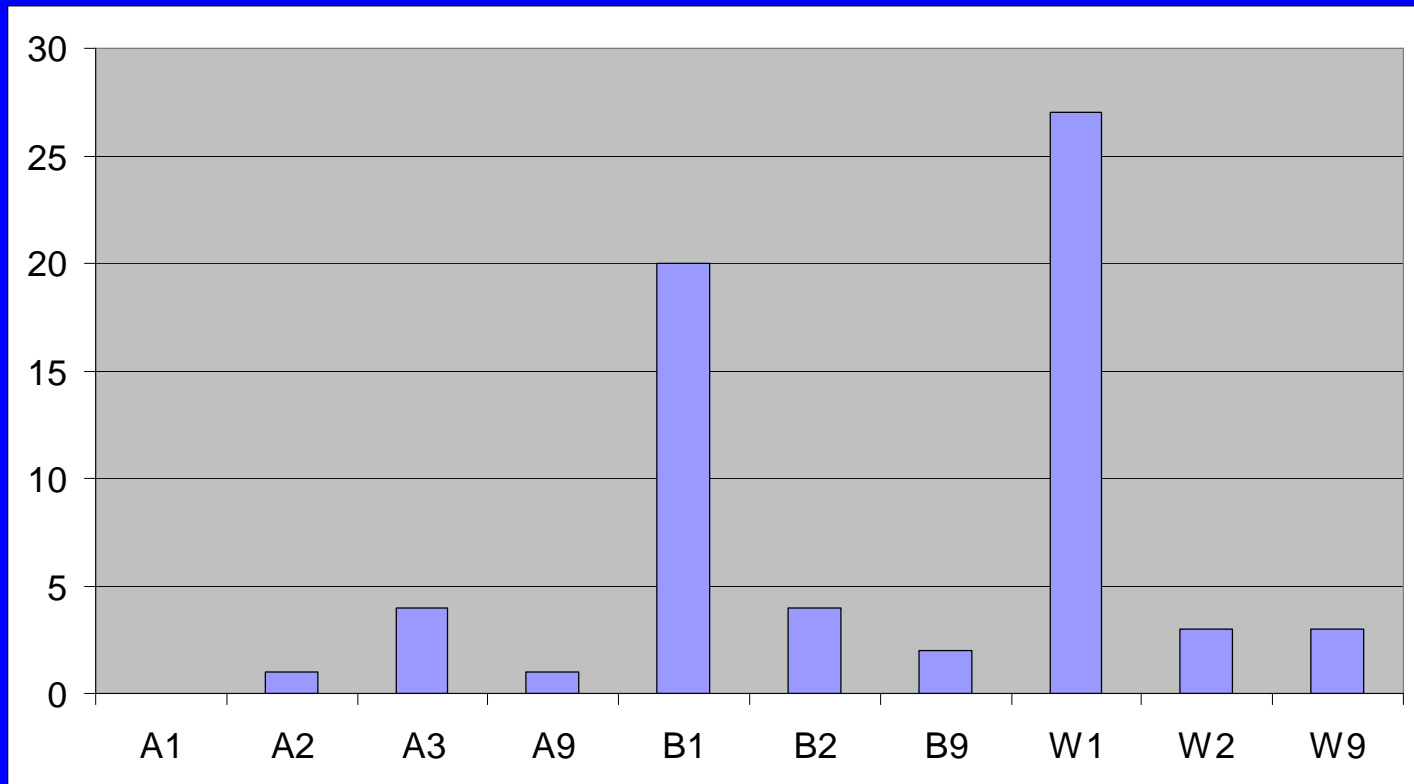
Officer 'B' Profile

- Proactive Team Officer
- 3 Years Service

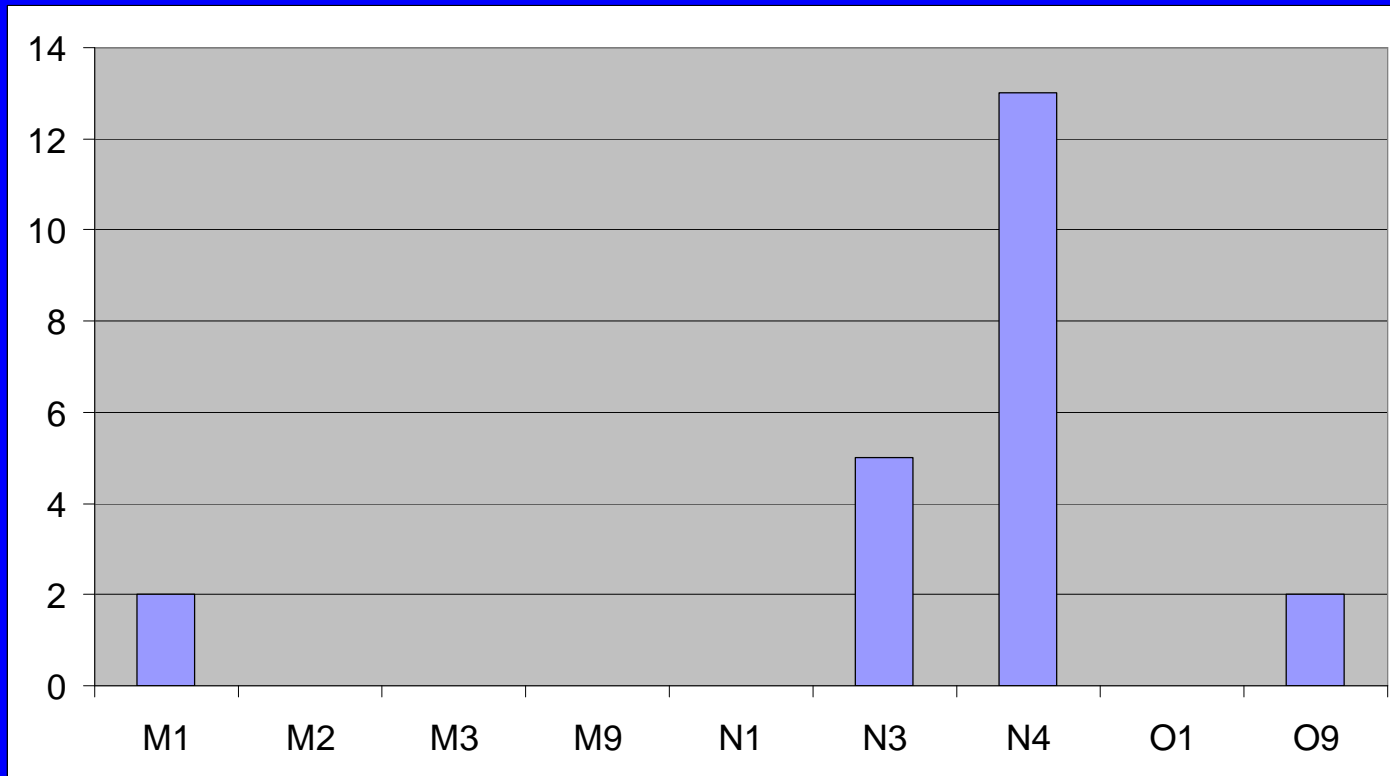
Officer 'B'

- 49 Searches – 8 Arrests – 16% Hit Rate
- 38 Stops Only – 2 Arrests – 5% Hit Rate
- Total = 87 84 Males 3 Females

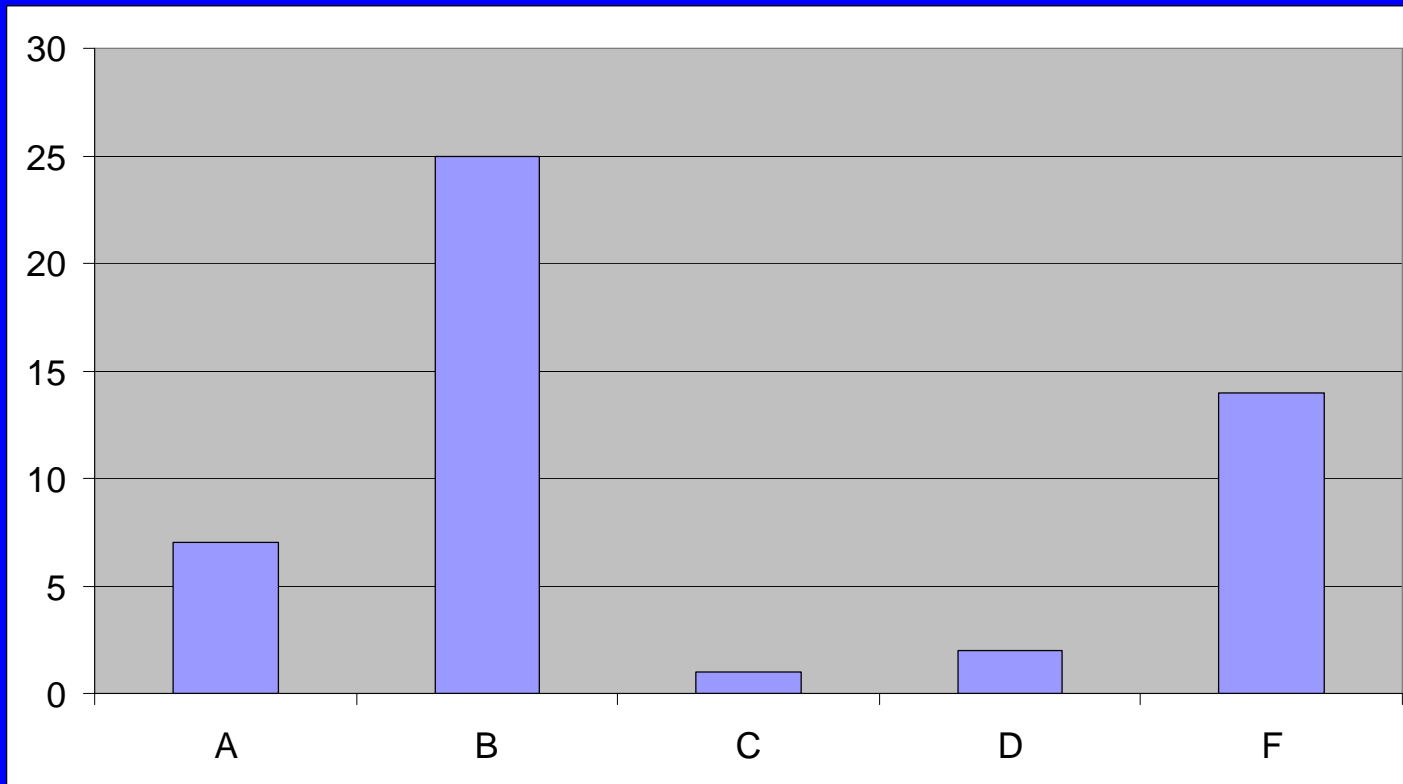
Officer 'B' SDE



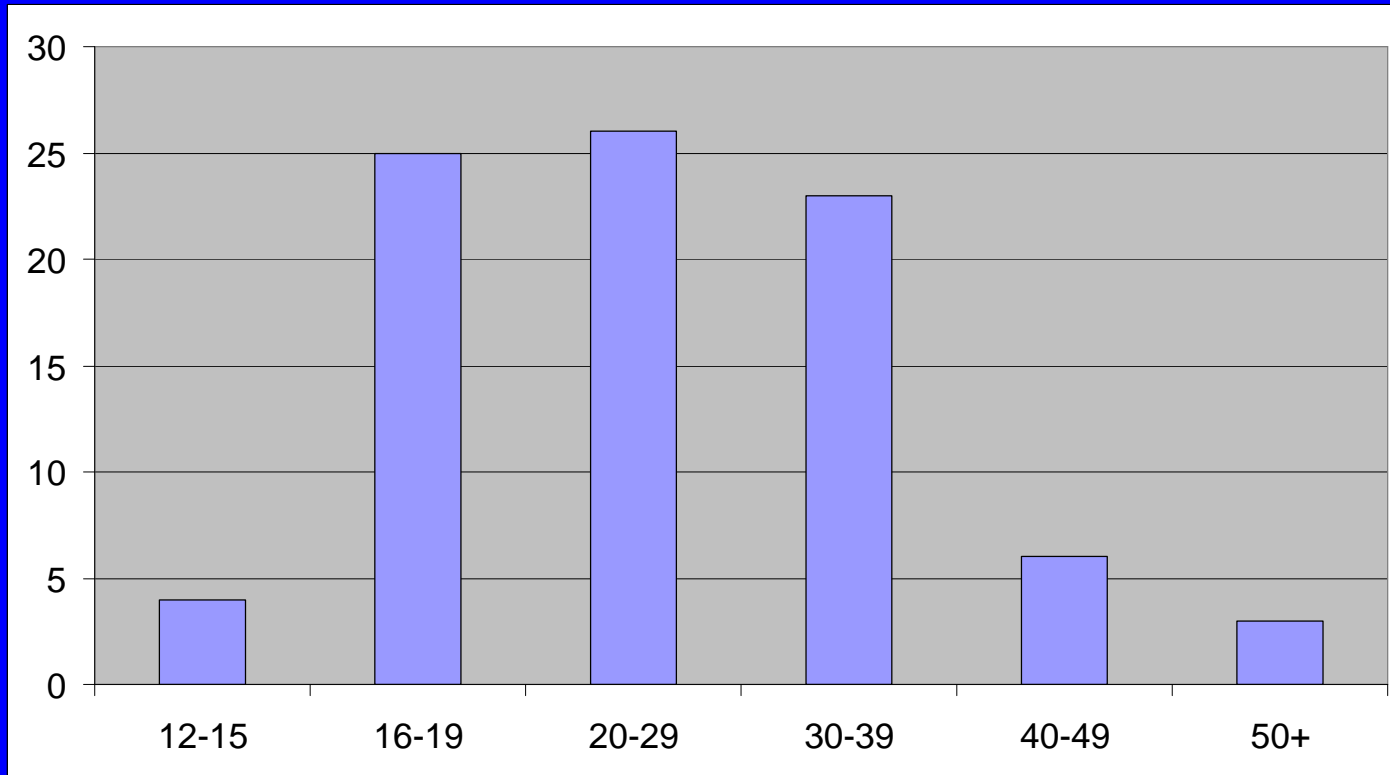
Officer 'B' SDE cont'd



Officer 'B' Reason for Search



Officer 'B' Age Range



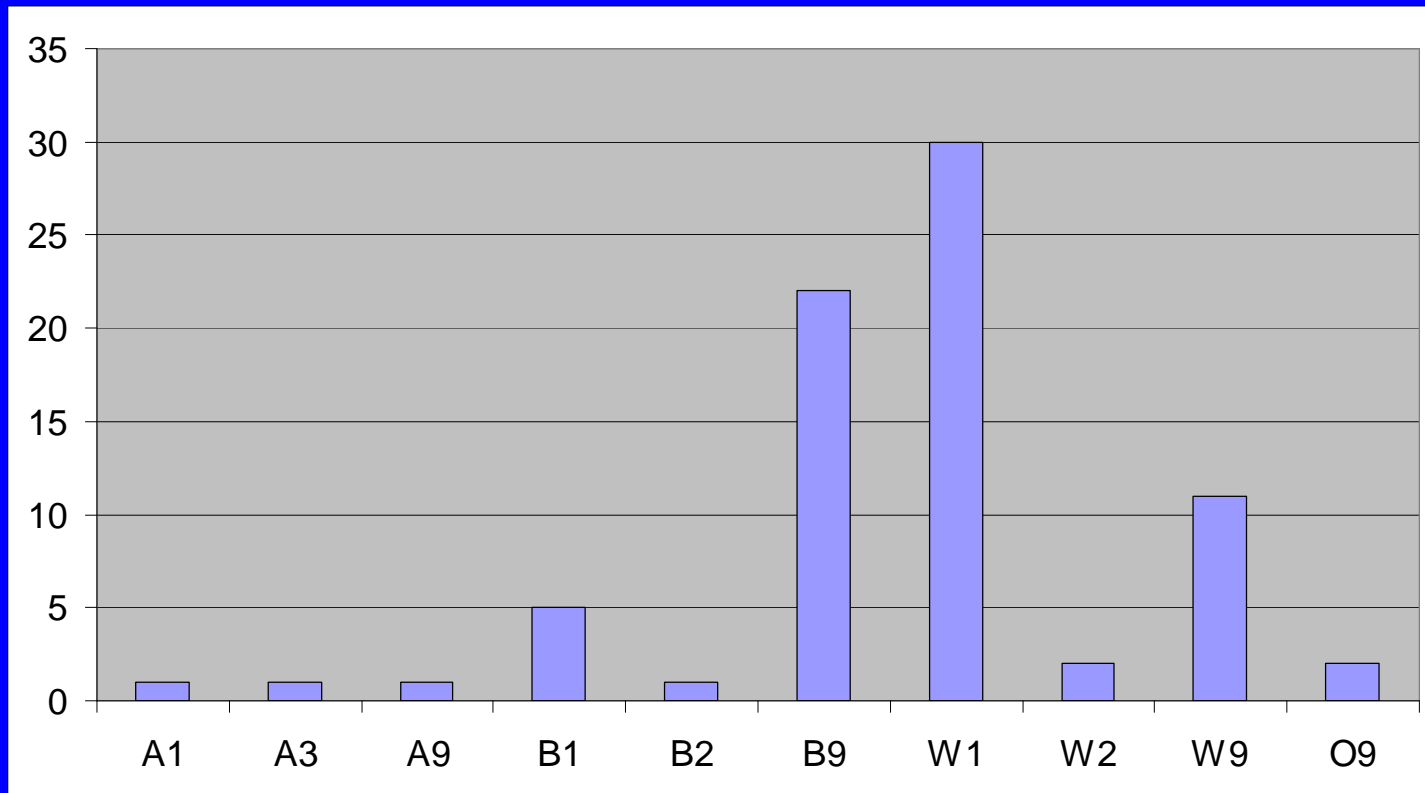
Officer 'C' Profile

- Response Team Officer
- 8 Years service

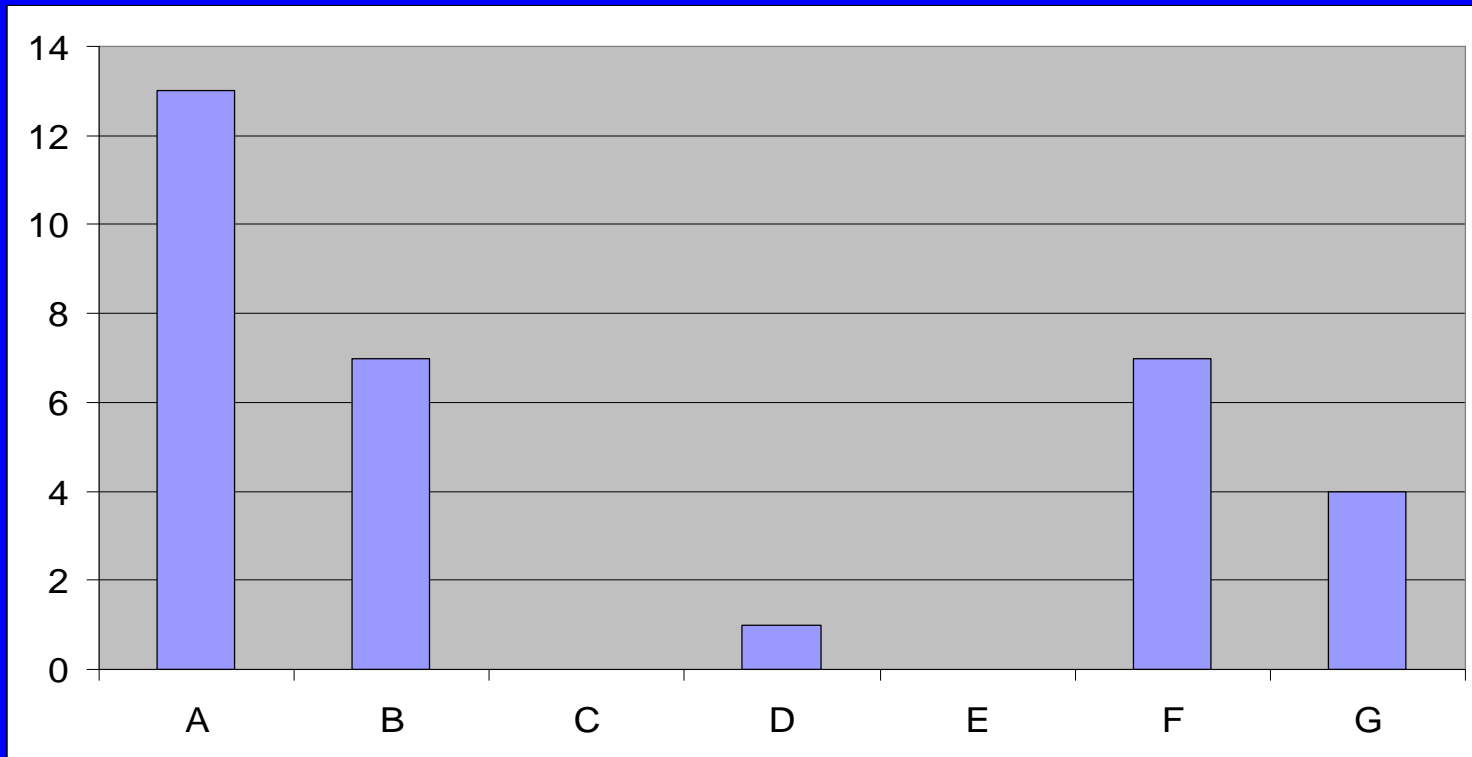
Officer 'C'

- 32 Searches – 9 Arrests – 28% Hit Rate
- 44 Stops Only – 7 Arrests – 16% Hit Rate
- Total 76 71 Males 5 Females

Officer 'C' SDE



Officer 'C' Reason for Search



Officer 'C' Age Range

